

Stainless steel differential pressure gauge

Model F5502

Max. static pressure 25 bar

Nominal size 100 mm or 160 mm

Accuracy: Class 2,5 (EN), optional class 1,6

Features

- Stainless steel case and wetted parts
- Static pressure 25 bar, one side load permitted
- Protection IP65
- High corrosive resistance
- Dry or liquid filled
- Optional 1 or 2 microswitch SPDT

Ranges

0 ... 0,6 bar up to 0 ... 16 bar

Applications

Chemical and petrochemical industry
 Machine and apparatus construction
 Food and beverage industry
 Pulp and paper industry



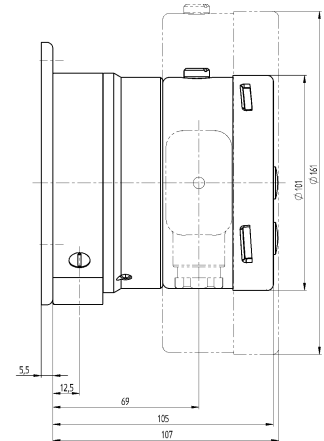
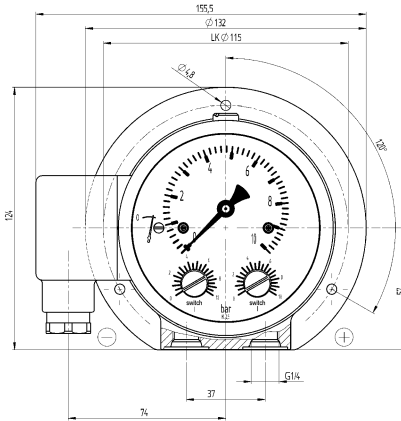
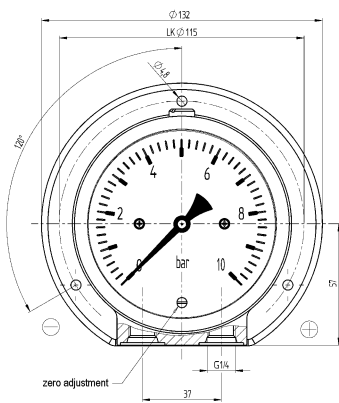
Technical specification	F5502	
	100	160
Dial size in mm	100	160
Construction	Cylindrical case	
Zero adjustment	Internally, accessible if window is removed	
Measuring principle	Diaphragm (see rear side), safety design, solid front not required	
Range in bar	0,6 1 1,6 2,5 4 6 10 16	
max. static pressure in bar	25	
Overload capability	Static pressure is also maximum pressure allowed on one side	
Pressure type	Differential	
Process connection	G ¼ B male, G ¼ female, G ½ B male, G ½ female ¼ NPT male, ¼ NPT female, ½ NPT male, ½ NPT female, others on request	
Connection location	Lower	
Material		
Pressure connection	Stainless steel 316L (1.4404)	
Pressure chamber	Stainless steel 316L (1.4404), FPM O-ring	
Measuring membrane	Duratherm 600 (2.4781)	
Case/bayonet ring	Stainless steel 304 (1.4301), optional 316 (1.4401)	
Window	Laminated safety glass	
Dial	Aluminum, black markings on white background	
Pointer	Aluminum, black, optional red set hand or maximum pointer	
Accuracy	Class 2,5 (2,5 % F.S.), optional class 1,6 (1,6 %)	
Electrical specification		
Microswitch rating	5 A 250 VAC (P max. 250 VA); 3 A 28 VDC	
Connection	Cable prewired, angle connector acc. DIN EN 175301-803	
Switch Hysteresis	Approx. 2,5 %	
Permissible		
Ambient temperature	-20 ... 80 °C	
Medium temperature	Max. 100 °C	
Storage temperature	-40 ... 60 °C	
Effect	Max. 0,3 % / 10 K	
Protection according EN 60 529/IEC 529	IP65	
CE-Mark	For instruments with electrical contacts low voltage regulations EN 61010-1, EN 60947-1	
Filling liquids	Glycerin, silicone, others on request	
Mounting	Wall mounting, optional 2" pipe mounting, others on request	
Weight dry/filled in kg	3,6/3,8	3,8/4,2
Accessories, options	3 or 5 way remote or direct mounted manifolds, valves, gauges with 1 or 2 microswitch SPDT	

Ashcroft经销商：信德迈科技(北京)有限公司*Tel: 010-8428 2935*手机:13910962635*电子邮件:sales@cnmec.biz

All specifications are subject to change without notice.


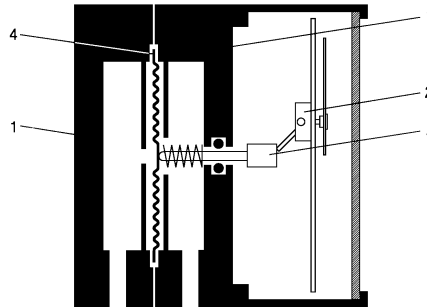
G1.F5502/E Rev. E 28/07/2014

General dimensions in mm



Rev. C

Measuring principle



- 1 Pressure chamber
- 2 Movement
- 3 Push rod
- 4 Diaphragm

Order information

Size	System material	Execution	Process connection	Connection orientation	Range	Engineering unit	Filling/contacts	Options
(100) 100 mm	(S) Pressure chamber 316L (1.4404) diaphragm Duratherm 600 (2.4781)	(=) IP65 standard case	(02) ¼ NPT male	(L) Lower	0/ 0,6 0/ 1 0/ 1,6 0/ 2,5 0/ 4 0/ 6 0/ 10 0/ 16	BAR	(=) Standard no filling	(NH) Tagging wired
(160) 160 mm		(L) Liquid filled	(04) ½ NPT male (13) G ¼ B male (15) G ½ B male (25) ¼ NPT female (27) G ¼ female (50) ½ NPT female					(6B) Oxygen service (CS) Dual scale (DA) Dial marking (TM) 2" pipe mount- ing bracket (LJ) Field fillable (YW) Case material 316 (1.4401) (AN) 1,6 % accuracy
						psi and others on request	(GV) Silicone (not for microswitch)	
						compound ranges on re- quest	(GX) Halocarbon (not for microswitch)	
							(Q3) 1 micro- switch SPDT	
							(Q33) 2 micro- switch SPDT	

Order example

Size	Type	System material	Execution	Process connection	Connection orientation	Range	Engineering unit	Filling/contacts	Options
100	F5502	S	=	27	L	0/6	BAR	=	NH